

## Petrol & Diesel driven pressure washers

**ALTO**<sup>®</sup>  
Total Cleaning  
Confidence<sup>™</sup>



**WAP  
KEW**

**TECHNOLOGIES**



# The professionalism, the technology, the reliability

ALTO presents a comprehensive range of diesel, and petrol driven pressure washers with a host of accessories: mobile units for professional use.

A great combination of high functionality and maximum convenience, technical perfection and a robust design. Ideal solutions for all your cleaning jobs – custom-tailored, efficient, economical.

The impressive performance range of the product family is defined by water flow rates between 740 and 1290 l/h and operating pressures from 140 to 220 bar. That is bad news even for the worst of dirt, and convincing cleaning results are ensured with any application.

Pumps and motors are absolutely reliable and durable: The pumps have a long working life and low service costs and the Auto Start/Stop limits wear on both motor and pump.

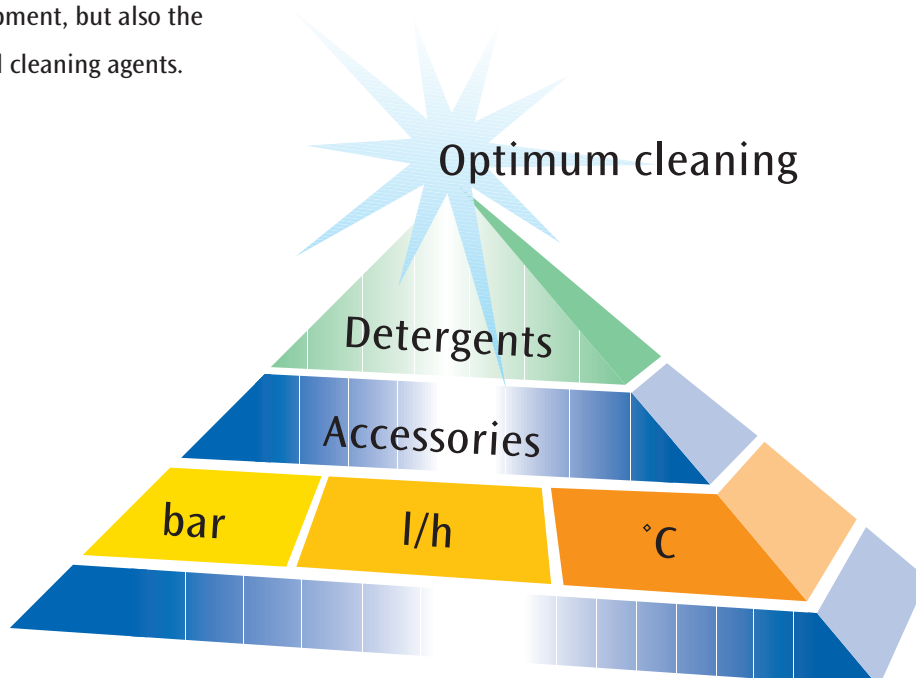
The Cleaning Pyramid shows what makes an ALTO pressure cleaner the optimal cleaning solution: The perfect co-ordination of operating pressure (bar), water flow rate (l/h) and water temperature (°C). Of course the best results not only require the right equipment, but also the proper accessories and cleaning agents.



**Quality control:**  
*A state-of-the-art, computer-controlled test centre in Europe monitors ALTO's high quality standard – reliability that knows no compromise.*



**Ceramic pistons:** *high pressure capable, temperature-withstanding, enduring.*



# The power, the robustness, the durability


## Hot water Petrol & Diesel pressure washers

The CONTRACTOR range: Heavy duty pressure washers

- High water flow
- 4 Ceramic pistons pump
- Robust frame
- Efficient burner
- 1400 RPM motor



For stubborn dirt



		ALTO CONTRACTOR MASTER	ALTO CONTRACTOR SILENT
Pump pressure	bar	220	200
Water flow (max)	l/h	1120	1290
Water flow $Q_{rec}$	l/h	1010-360	1200-580
Max inlet temp.	°C	35	35
Water temp. (max flow)	°C	80/150	100/150
Power absorbed	kW	9.1/13	12.6/16.9
Weight	kg	220	510
Dimensions L x W x H	mm	1050 x 910 x 860	1160 x 910 x 1250
Motor type		Honda GX390 LXE 9.1 kW/13 HP	Mitsubishi S3L2-61SG 12.6 kW/16.9 HP
Motor fuel consumption, max pressure l/h		3.5	3.5
Boiler fuel consumption, @ $\Delta t=45^\circ C$ kg/h		5.0	5.9
Fuel tank capacity, boiler	l	20	60
Suction height	m	5	2
<b>Standard equipment</b>			
Hose length	m	10	10
Lance type		Tornado	Tornado
Ceramic pistons		•	•
Nozzle type and size		Tornado 2505	Tornado 2506
Couplings		ERGO 3000	ERGO 3000
Pistol gun		ERGO 3000	ERGO 3000


## The accessories, the variety, the solutions

(Please find further accessories in our main catalogue)

### Hose reels

There's nothing you can't reach: high-pressure hoses at up to 70 metres enlarge the radius of any appliance.

Thanks to the hose drum your working space is always clean and tidy.



### Hose trolley

Facilitate the storage of high pressure hoses, thus cleaning up the surroundings after work

Trolley for up to 70 m. hose 5513


### HP-Hose, DN10 for quick couplings

10 m	6101766
20 m	1402072
50 m	1402759



The **CONTRACTOR** range:  
Heavy duty pressure washers

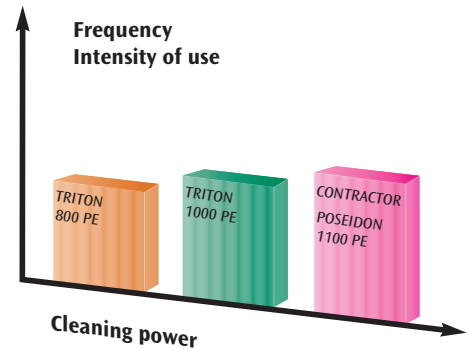
- WDK chemical system
- Duo motor system
- 4 Ceramic pistons pump (CONTRACTOR HEAVY DUTY)
- 1400 RPM motor
- Robust frame
- Mobile, pneumatic wheels



Clean and efficient



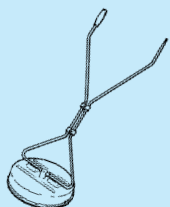
*Perfect orientation: frequency and intensity of use are crucial factors for choosing the right pressure washer*



		ALTO CONTRACTOR HEAVY DUTY	ALTO CONTRACTOR DIESEL
Pump pressure	bar	210	180
Water flow (max)	l/h	1050	1230
Water flow Q <sub>IEC</sub>	l/h	960-490	1140-580
Max inlet temp.	°C	35	35
Water temp. (max flow)	°C	100/150	100/150
Power absorbed	kW	12.0	12.3
Weight	kg	315	315
Dimensions L x W x H	mm	1160 x 910 x 1060	1160 x 910 x 1060
Motor type		Ruggerini MD151S 12 kW/16.3 HP	Ruggerini MD151S 12 kW/16.3 HP
Motor fuel consumption, max pressure	l/h	3	3
Boiler fuel consumption, @ Δ t=45° C	kg/h	4.8	5.7
Fuel tank capacity, boiler	l	20	20
Suction height	m	5	5
<b>Standard equipment</b>			
Hose length	m	10	10
Lance type		Tornado	Tornado
Ceramic pistons		•	•
Nozzle type and size		Tornado 2506	Tornado 2506
Couplings		ERGO 3000	ERGO 3000
Pistol gun		ERGO 3000	ERGO 3000

**Ideal floor and table cleaning equipment:**

The **POWER SCRUB** is a floor and table cleaner with double nozzle system on a rotating cross bar, which ensures a quick and efficient cleaning of all floors.



**POWER SCRUB**

Suitable for floor cleaning both out and indoors. Cleaning width respectively 40 and 50 cm. The 500S is in Stainless steel, and very suitable for the food industry.

- P400** 106411311
- S500** 106411313

**POWER SCRUB P300**

Suitable for cleaning of tables (specially in slaughterhouse), stairs and walls. Cleaning width 30 cm.

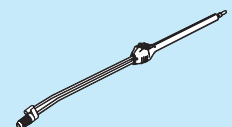
- P300** 106411310



**Powerspeed VARIO-lance**

The rotating effect of this lance will work its way quickly and effectively through incrustated and dried dirt.

- TRITON PE,**
- POSEIDON PE** 6402055
- CONTRACTOR MASTER**
- CONTR. SILENT/DIESEL** 6402057



# The autonomy, the flexibility, the power

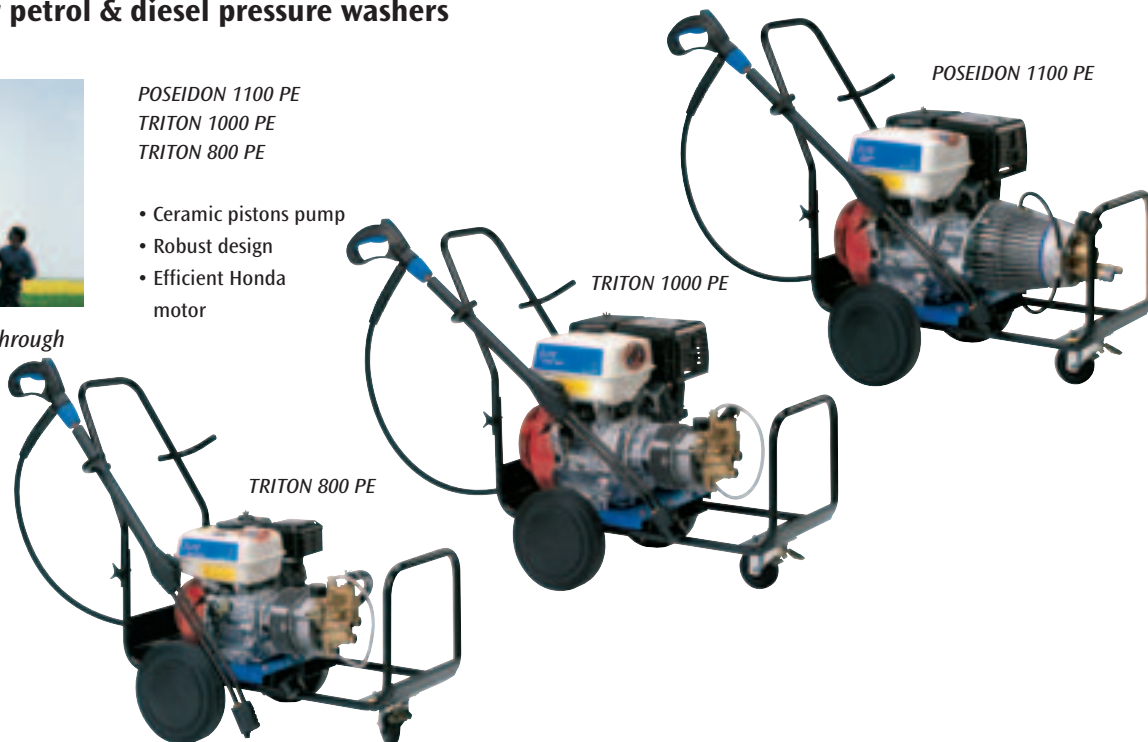
Cold water petrol & diesel pressure washers



Maintenance through high pressure

POSEIDON 1100 PE  
TRITON 1000 PE  
TRITON 800 PE

- Ceramic pistons pump
- Robust design
- Efficient Honda motor



		ALTO POSEIDON 1100PE	ALTO TRITON 1000PE	ALTO TRITON 800PE
Pump pressure	bar	220	200	140
Water flow (max)	l/h	1100	1000	800
Water flow Q <sub>rec</sub>	l/h	1000	940	740
Max inlet temp.	°C	70	60	60
Power absorbed	HP	11.4	9.5	4.8
Fuel consumption	l/h	3.6	3.1	2.0
Weight	kg	75	61	43
Dimensions L x W x H	mm	1010 x 550 x 830	1010 x 550 x 830	1010 x 550 x 830
Motor type	kW/HP	Honda GX390 9,6 kW/13 HP	Honda GX340 8.1 kW/11 HP	Honda GX160 4.0 kW/5,5 HP
Suction height	m	3	2	2
<b>Standard equipment</b>				
Hose length	m	10	10	10
Lance type		Tornado	Tornado	Tornado
Ceramic pistons		•	•	•
Nozzle type and size		Tornado 2505	Tornado 2505	Tornado 2505
Couplings		ERGO 3000	ERGO 3000	ERGO 3000
Pistol gun		ERGO 3000	ERGO 3000	ERGO 3000

## The man, the application, the flexibility

(Please find further accessories in our main catalogue)

### Surface treatment and cleaning

The right treatment for any surface. From basic mechanical cleaning using the wash brush to quick and powerful stripping of rust and paint using the wet sandblasting kit.

### Drain cleaning

#### TRITON PE, POSEIDON PE

10 m 46920  
20 m 47310

### Wet-/ Sand blasting

The mix of water and sand: An efficient way to remove rust and paint from metallic surfaces

#### CONT. MASTER, TRITON PE, POSEIDON PE



6401364

#### CONTRACTOR DIESEL/ SILENT

6401382



### Soft blasting

Thanks to the special ARME<sub>X</sub> Powder, less abrasive than sand, this kit enables the removal of graffiti from glass, metal or painted surfaces without any scratching or marking



#### TRITON PE, POSEIDON PE, CONT. MASTER

6401233

#### CONTRACTOR

6401234

# New ERGO 3000 Spray Gun



## Standard equipment for the 3rd millenium.

ALTO is at the forefront of user comfort and providing efficient cleaning solutions. Years of experience and studies of user applications enable us to offer the ERGO 3000 accessory concept. The concept attains an unmatched level of user friendliness, robustness and efficiency, making cleaning just that much easier and quicker.

Overall design optimises ergonomics. Pistol held in axe of arm, reducing strain and fatigue.

360° Flexo-swivel. The hose swivels around the pistol's axe, adding comfort in any working position.

Quick bayonet coupling system for easy change over of accessories includes locking device.

360°swivel coupling increases manoeuvrability and avoids vrriling of hose. Swivels under pressure.

Trigger lock for extra security.

Trigger activated by the 2 strongest fingers. Using the body's natural strength.



### Reduced Tiredness:

The design and construction is adapted to the user's working posture. The spray gun fits perfectly into the axe of the arm and the activation force on the trigger has been reduced which means less effort!

### Less Vibrations:

Less vibrations means a major reduction in the well known "white fingers" effect.

### Quick Connection:

The spray gun uses the KEW bayonet coupling system. Simply click it in to the spray gun.

### Double Swivel System:

The ERGO 3000 spray gun offers a double swivel system. The hose swivel avoids vrriling of the hose as you move around. The patented FlexoSwivel allows you to turn the hose around the axe of the spray gun.



### Detergent use

The ALTO CleaningPyramid shows you the relevance of cleaning agents for perfect results. It's a matter of choice: The complete range of cleaning agents offers the right solution for every application. Not to forget the perfectly matching device: the Foam Lance and the Foam Injector.

### Foam injector

Allows the injection of detergent under low pressure via connection at the outlet of the machine.

**CONTRACTOR, TRITON PE, POSEIDON PE** 6401244

### Foam Lance

Ensures a thick and consistent application of foam across surfaces for an increased chemical effect

**60 cm** 6404368  
**120 cm** 6404369



# Professional Petrol/Diesel pressure washers

## The performance, the cleanliness, the advantages



- Full power: 140 to 220 bar operating pressure
- High performance: water flow rate of 740 to 1290 l/h
- Robust, reliable long-life
- Absolutely economical with regard to purchase and maintenance



ALTO offers you one of the most comprehensive line-ups of cleaning devices worldwide. Professional technology for all cleaning assignments in your company,

custom-tailored solutions for your individual requirements. Products, accessories, service, know-how ... everything under one roof. Globally and locally – right next door for you.

Distributed by



ALTO Danmark A/S  
Industrivej 1  
DK-9560 Hadsund  
Denmark  
Tel. +45 72 18 21 00  
Fax +45 72 18 21 05